



SPACCCER®
CAR LIFTING SYSTEM

HIGH. HIGHER. SPACCR®.

THE CAR LIFTING SYSTEMS FOR ALL MAKES AND MODELS

SPACCR® LIFTING-SYSTEM

The SPACCR® lifting system provides an easy and individual method for lifting your vehicle by up to 48 mm by the application of max. 4 SPACCR or up to 60 mm by using 4 SPACCR with a rubber profile.

A single SPACCR® will lift your car up to 12 mm at one wheel, with a rubber profile up to 3mm. You can lift the front axle, the rear axle, or front and rear axle of your vehicle.

-
- | | |
|---|---|
| • Increased clearance | • More sportive off-road look |
| • Improved entry comfort | • Also for vehicles which have been lowered |
| • Especially suitable for vehicles often used for towing trailers | • Level control for permanent loads |
-

BENEFITS



INCREASED CLEARANCE

12 , 24 , 36 or 48mm, with rubber profiles up to 60mm lifting



100% ACCURACY OF FIT

customized models based on chassis number



HIGH-QUALITY PRODUCT

„Made in Germany“



12 mm
3 mm



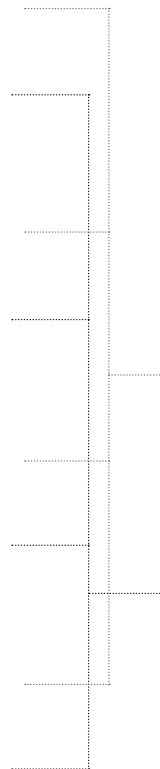
12 mm
3 mm



12 mm
3 mm



12 mm
3 mm



48 mm SPACER®

max. 4 SPACER®
stacked on top of each other

12 mm SPACER®
RUBBERPROFILE

**MAXIMUM
LIFTING**
ca. 60 mm
with every vehicle type

MATERIAL AND PRODUCTION

HIGH-STRENGTH AND TESTED



SPACER® (12mm)



SPACER® with rubber profile (15mm)

MATERIAL

A SPACER® is a high-strength special aluminum coil ring. Based on the chassis number this ring is custom-made to fit the individual coil spring of your vehicle.


An optional rubber profile can be inserted in the lower SPACER® groove which will lift your vehicle another 3 mm per SPACER®.

Since SPACERS® are made from high-grade special aluminum and are subjected to compression forces only they are practically non-wearing.

PRODUCTION

Our products have to pass strict tests during the production, to be sure to measure up with the requirements of the market in Europe or to exceed them.

Every SPACER is delivered including a quality certificate, installation instruction and a TÜV-testreport!

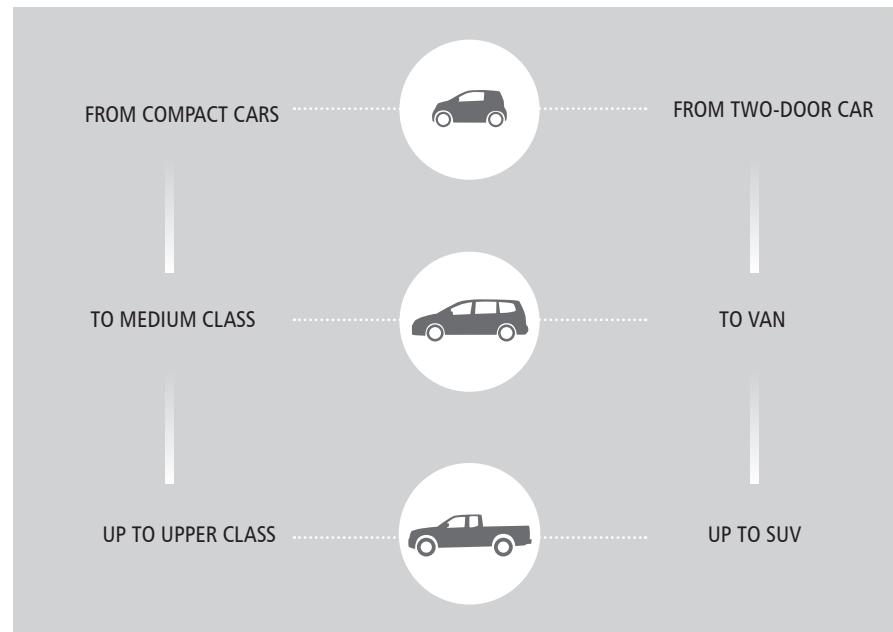




SPACER® – INVARIABLY FLEXIBLE

Thanks to individual special assembly for the particular vehicle type the SPACER Higher Lifting Set is available for all makes and models.

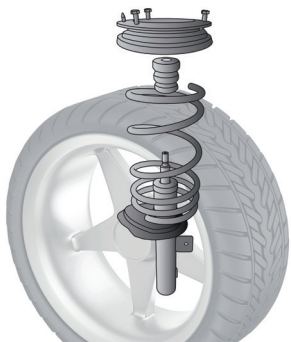
It doesn't matter if the spring and the shock absorber are being parted or combined (MacPherson) in their chassis.



INSTALLATION

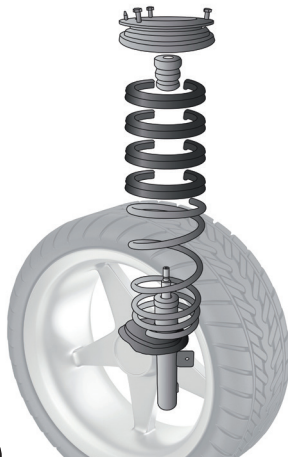
IN 3 EASY STEPS

1




- Lift vehicle with Jack or lifting platform
- Remove wheel
- Remove spring or simply compress spring with spring compressor if feasible

2



Place SPACCR® above (or underneath) spring

3




Install coil spring with mounted SPACCR system or release spring compressor®


Done!

Prior to installing the SPACCR system it has to be ensured that the remaining suspension spring travel between extension and compression must be at least 4 cm with the SPACCR system installed.

INSTALLATION

SKETCH





ANY QUESTIONS?

More information, instruction videos and installation examples on our homepage
www.spaccer.com or contact us under: **+49 7303/2222**



SPACCR® holds the
„World P.C.T. Patent“

ORDER

You can order SPACCR and accessories here:

- Online: www.spaccer.com
- Telefon: +49 7303/2222
- Fax: +49 7303/2002
- Specialised factory
- (order form unter www.spaccer.com)
- Retailer (siehe www.spaccer.com)



Every SPACCR is delivered
including the TÜV testreport!



Using the QR-Code you are easily directed to the online calculation.

SPACCR® LIFTING SYSTEM

WWW.SPACCR.COM

SPACCR®
GERMANY

Industriestraße 27
89257 Illertissen
Germany

Phone: +49 7303/2222
Fax: +49 7303/2002

E-Mail: info@spaccer.com
Web: www.spaccer.com